



activheal

WOUND CARE
BECAUSE YOU CARE



HIGH SILVER
CONTENT

FAST INITIAL
ELUTION

SUSTAINED SILVER
RELEASE

HIGH WET
STRENGTH

AQUAFIBER Ag

WOUND CARE
BECAUSE YOU CARE

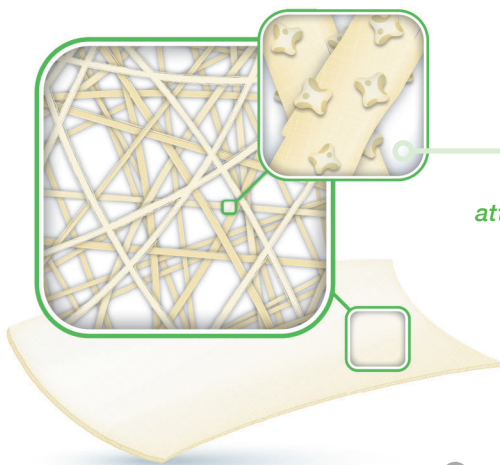
FEATURES

High Silver Content // Fast initial Elution of Silver Ions // Sustained Silver Release // High Wet Strength //

AQUAFIBER ^{Ag} INDICATED FOR THE MANAGEMENT OF INFECTED WOUNDS OR WOUNDS THAT ARE AT RISK OF INFECTION.

ActivHeal Aquafiber[®] Ag Antimicrobial wound dressing is a sterile, non-woven pad consisting of a high M (mannuronic acid) calcium alginate and carboxymethylcellulose (CMC).

Silver ions are released in the presence of wound fluid. As fluid is absorbed, the alginate forms a soft gel which assists in maintaining a moist environment for optimum wound healing and allows intact removal. Silver ions released in the presence of wound exudate are an effective antimicrobial agent for up to 7 days, based on in-vitro testing, against a broad spectrum of microorganisms frequently associated with bacterial colonisation and infection of wounds.



PERFORMANCE

Silver salts are attached to the fibres and ionic silver is released in the presence of wound exudate

Absorbency¹

Higher absorbency can result in reduced dressing change frequency, minimising clinician time and disruption to the patient.

AQUACEL AG +EXTRA
15.26 g/g

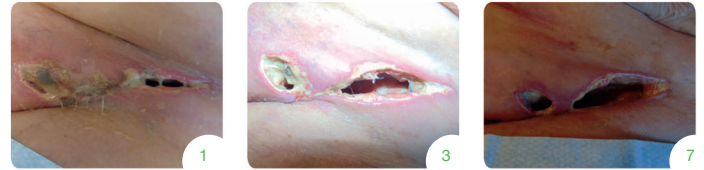
AQUAFIBER AG
16.43 g/g

Fast initial and sustained anti-microbial activity²

BACTERIA	AQUAFIBER AG			AQUACEL AG		
	7 DAYS	14 DAYS	21 DAYS	7 DAYS	14 DAYS	21 DAYS
MRSE	✓	✓	✓	✓	✓	✗
MRSA	✓	✓	✓	✓	✓	✗
VRE	✓	✓	✓	✓	✓	✗
S.pyogenes	✓	✓	✓	✓	✓	✗
S.epidermidis	✓	✓	✓	✓	✓	✗
E.Coli	✓	✓	✓	✓	✓	✓
C.Albicans	✓	✓	✓	✓	✓	✗
P.aeruginosa	✓	✓	✓	✓	✓	✓

CASE STUDY

Patient MB, is a 55 year old lady who was seen following an incision and drainage of an abscess and presented to the Tissue viability team with a cavity wound to the left groin.



- DAY 1**
- Wound measured 11.2cm by 2.2cm and had a depth of 10.4cm
 - Wound presented as 5% necrotic, 45% slough and 50% granulating tissue
 - Wound showed clinical signs of infection – erythema, heat, oedema, increased level of exudate and abnormal discharge
 - ActivHeal Aquafiber[®] Ag ribbon applied and covered with secondary dressing
 - Dressing was changed daily due to excessive exudates level
- DAY 3**
- All necrotic tissue removed
 - Granulation tissue increased to 60%
 - Infection and exudates levels reduced (bacterial burden reduction)
- DAY 7**
- 90% granulation tissue
 - Wound depth reduced to 9.9cm
 - Exudation levels reduced
 - The dressing was discontinued and TNP initiated

ActivHeal Aquafiber[®] Ag dressing aided the reduction of bacterial bio-burden and the autolytic debridement of devitalised tissue.

INDICATIONS

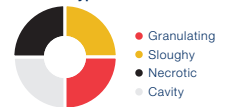
ActivHeal Aquafiber[®] Ag Antimicrobial wound dressing is indicated for the following moderately to heavily exuding, partial to full thickness wounds:

- Post operative wounds
- Trauma wounds (dermal lesions, trauma injuries or incisions)
- Leg ulcers
- Pressure ulcers
- Diabetic ulcers
- Partial and full thickness burns
- Graft and donor sites
- Cavity wounds

Moderate > Heavy Exudate



Wound Types



SIZES AND CODES

ACTIVHEAL AQUAFIBER[®] AG

SIZE (CM)	QTY PER CARTON	QTY PER CASE	PRODUCT CODE	DT PIP CODE	NHS SUPPLY CODE
5x5	10	10	9023236	405-6172	ELY778
10x10	10	10	9023243	405-6180	ELY779
15x15	5	10	9023267	405-6206	ELY780
2.7x32 Ribbon	5	10	9023281	405-6222	ELY781

ActivHeal Aquafiber[®] Ag is available through Drug Tariff and NHS Supply Chain.

Advanced Medical Solutions Ltd

Premier Park, 33 Road One, Winsford Industrial Estate, Winsford, Cheshire CW7 3RT
T 08444 125 755 E activheal@admedsol.com W activheal.com



References 1. AMS Data on file: LD089-17. 2. AMS Data on file: P914R. 3. EU Market only.

ActivHeal is a Registered Trademark of Advanced Medical Solutions. Aquacel Ag and Aquacel Ag+Extra are a registered trademark of ConvaTec.

© Advanced Medical Solutions 2020