
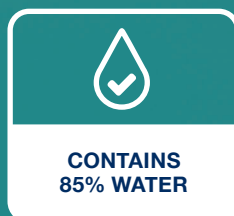




WOUND CARE  
BECAUSE YOU CARE



**HYDROGEL**

WOUND CARE  
BECAUSE YOU CARE

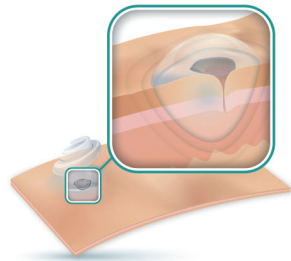
## FEATURES

High fluid donation // Aids autolytic debridement // Rehydrates dry necrotic wounds // Provides a moist wound environment // Removes devitalised tissue //

# ACTIVHEAL® HYDROGEL IS AN EFFECTIVE METHOD FOR HYDRATING DRY NECROTIC AND SLOUGHY WOUNDS.

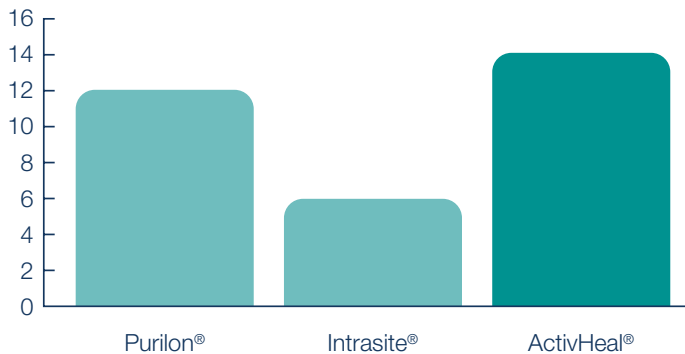
ActivHeal® Hydrogel is an amorphous gel that contains 85% water and gently increases the moisture level within the wound, encouraging moist wound healing.

ActivHeal® Hydrogel is a crucial product in any wound care treatment plan when fluid donation is essential. The gel is delivered through a tube onto the wound area as a primary dressing and can remain *in situ* to deliver important rehydration to the wound.



## PERFORMANCE

ActivHeal® Hydrogel has a greater level of fluid donation compared with other market leaders. The gel is specifically designed to contain 85% water, which ensures an ideal moist wound healing environment and aids autolytic debridement of devitalised tissue.



## SIZES AND CODES

ActivHeal® Hydrogel is available through a variety of channels including NHS Supply Chain and the Drug Tariff.

| SIZE | DRESSINGS PER CARTON | PRODUCT CODE | NHS SUPPLY CHAIN CODE | DT CODE  |
|------|----------------------|--------------|-----------------------|----------|
| 8g   | 10                   | 10015047     | ELA639                | 377-9956 |
| 15g  | 10                   | 10015048     | ELG018                | 301-6847 |

## CASE STUDY

A 56 year old man with a history of ulcerative colitis who was diagnosed with a perforated bowel with faecal contamination. An urgent bowel resection was performed and the patient was subsequently transferred to ITU for further management. During his stay in ITU, the patient required high levels of inotropic support. This resulted in the development of peripheral tissue necrosis.



- Day 1 - Wound assessment was performed by the Vascular Nurse Specialist and was found to have a competent vascular system with palpable pulses. He had necrotic areas to both feet which were isolated to the lateral side and full tissue depth.
- Day 18 - After a full assessment, the treatment selected to promote autolytic debridement was ActivHeal® Hydrogel, which was then covered by a film as a secondary dressing. This dressing was changed every 48hrs.
- Day 24 - Following multiple treatments the wound showed considerable improvement. The wound now had 100% granulation tissue present.

## INDICATIONS

ActivHeal® Hydrogel is used as a primary dressing indicated for use on dry and sloughy wounds with nil to low exudate, including:

- Pressure ulcers
- Leg ulcers
- Diabetic foot ulcers
- Cavity wounds
- Skin donor sites

### Nil > Low Exudate



### Wound Types



- Granulating
- Sloughy
- Necrotic
- Cavity

## Advanced Medical Solutions Ltd

Premier Park, 33 Road One, Winsford Industrial Estate, Winsford, Cheshire CW7 3RT  
T 08444 125 755 E [activheal@admedsol.com](mailto:activheal@admedsol.com) W [www.activheal.com](http://www.activheal.com)



References 1. SMTL independent data 04/1722/2.

ActivHeal® is a registered trademark of Advanced Medical Solutions, Purilon® is a registered trademark of Coloplast, Intrasite® is a registered trademark of Smith & Nephew // Review date May 2020 // Document code AMS/AH-006-02